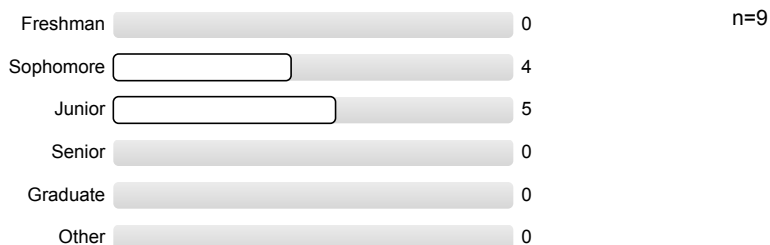





**J.M. KOHLHEPP**  
**Evaluation of Instruction Program Report**  
 19F: ECON 11 DIS 2A: MICROECONOMC THEORY  
 No. of responses = 9  
 Enrollment = 23  
 Response Rate = 39.13%

1. Background Information:

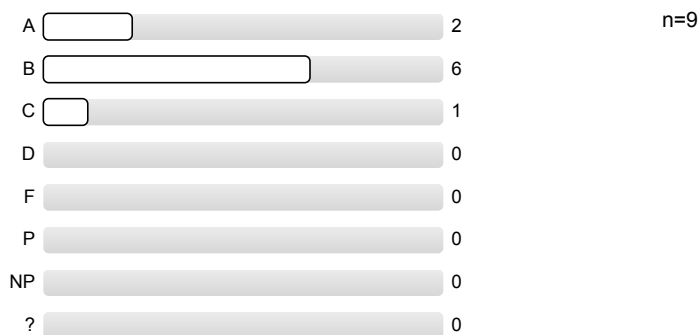
1.1) Year in School:




1.2) UCLA GPA:



1.3) Expected Grade:




1.4) What requirements does this course fulfill?




2. Preliminary Questions:

2.1) Approximately how many times did you attend the assigned section?



2.2) If you primarily attended a section that is not assigned to you, what was your primary reason for doing so?

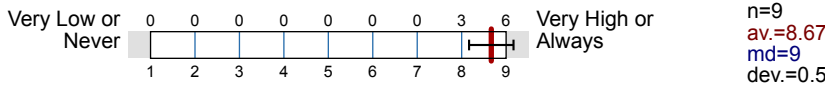


2.3) You saw the TA of the assigned section attending lectures.

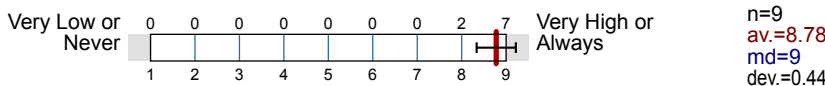


3. To What Extent Do You Feel That:

3.1) Teaching Assistant Knowledge - The T.A. was knowledgeable about the material.



3.2) Teaching Assistant Concern - The T.A. was concerned about student learning.

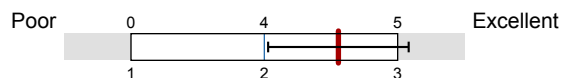


3.3)	Organization - Section presentations were well prepared and organized.		n=9 av.=8.67 md=9 dev.=0.71
3.4)	Scope - The teaching assistant expanded on course ideas.		n=9 av.=8.56 md=9 dev.=1.01
3.5)	Interaction - Students felt welcome in seeking help in or outside of the class.		n=9 av.=8.78 md=9 dev.=0.44
3.6)	Communication Skills - The teaching assistant had good communication skills.		n=9 av.=8.78 md=9 dev.=0.44
3.7)	Value - The overall value of the sections justified your time and effort.		n=9 av.=8.56 md=9 dev.=1.01
3.8)	Overall - What is your overall rating of the teaching assistant?		n=9 av.=8.78 md=9 dev.=0.44

4. Your View of Section Characteristics:

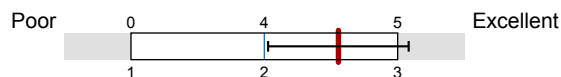
4.1)	Difficulty (relative to other courses)		n=9 av.=2.11 md=2 dev.=0.6
4.2)	Workload/pace was		n=9 av.=2.11 md=2 dev.=0.33
4.3)	Integration of section with course was		n=9 av.=2.78 md=3 dev.=0.44
4.4)	Texts, required readings		n=6 av.=2.5 md=2.5 dev.=0.55 ab.=3

## 4.5) Homework assignments



n=9  
 av.=2.56  
 md=3  
 dev.=0.53

## 4.6) Graded materials, examinations



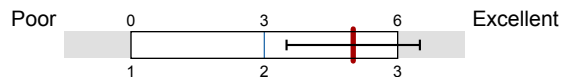
n=9  
 av.=2.56  
 md=3  
 dev.=0.53

## 4.7) Lecture presentations



n=9  
 av.=2.89  
 md=3  
 dev.=0.33

## 4.8) Class discussions



n=9  
 av.=2.67  
 md=3  
 dev.=0.5

## 5. Comments:

- 5.1) Please identify what you perceive to be the real strengths and weaknesses of this teaching assistant and course.
- Jake is a really caring guy. He took the class himself, so he gave us regular tips on alternate methods for solving various problems. Really great dude with fun energy even when his class was sleepy.
  - Jake was an amazing Teaching Assistant. He took lecture information and posted 'discussion notes' to accompany his section instruction, allowing students to look back and analyze what had happened in discussion. All of the notes posted were extremely helpful and he delivered information in a clear and organized way. I can see him as a fantastic professor one day, if that is what he wants to do.
  - TA is very nice and responsible.
  - The real strength of the TA was his ability to interact with the students and cater the section towards their needs.

# Profile

Subunit: **ECON**  
 Name of the instructor: **J.M. KOHLHEPP**  
 Name of the course: **19F: ECON 11 DIS 2A: MICROECONOMC THEORY**  
 (Name of the survey)

Values used in the profile line: Mean

### 3. To What Extent Do You Feel That:

3.1) Teaching Assistant Knowledge - The T.A. was knowledgeable about the material.	Very Low or Never										Very High or Always	n=9	av.=8.67
3.2) Teaching Assistant Concern - The T.A. was concerned about student learning.	Very Low or Never										Very High or Always	n=9	av.=8.78
3.3) Organization - Section presentations were well prepared and organized.	Very Low or Never										Very High or Always	n=9	av.=8.67
3.4) Scope - The teaching assistant expanded on course ideas.	Very Low or Never										Very High or Always	n=9	av.=8.56
3.5) Interaction - Students felt welcome in seeking help in or outside of the class.	Very Low or Never										Very High or Always	n=9	av.=8.78
3.6) Communication Skills - The teaching assistant had good communication skills.	Very Low or Never										Very High or Always	n=9	av.=8.78
3.7) Value - The overall value of the sections justified your time and effort.	Very Low or Never										Very High or Always	n=9	av.=8.56
3.8) Overall - What is your overall rating of the teaching assistant?	Very Low or Never										Very High or Always	n=9	av.=8.78

### 4. Your View of Section Characteristics:

4.1) Difficulty (relative to other courses)	Low										High	n=9	av.=2.11
4.2) Workload/pace was	Too Slow										Too Much	n=9	av.=2.11
4.3) Integration of section with course was	Poor										Excellent	n=9	av.=2.78
4.4) Texts, required readings	Poor										Excellent	n=6	av.=2.50
4.5) Homework assignments	Poor										Excellent	n=9	av.=2.56
4.6) Graded materials, examinations	Poor										Excellent	n=9	av.=2.56
4.7) Lecture presentations	Poor										Excellent	n=9	av.=2.89
4.8) Class discussions	Poor										Excellent	n=9	av.=2.67